PILARETES PRAÇA

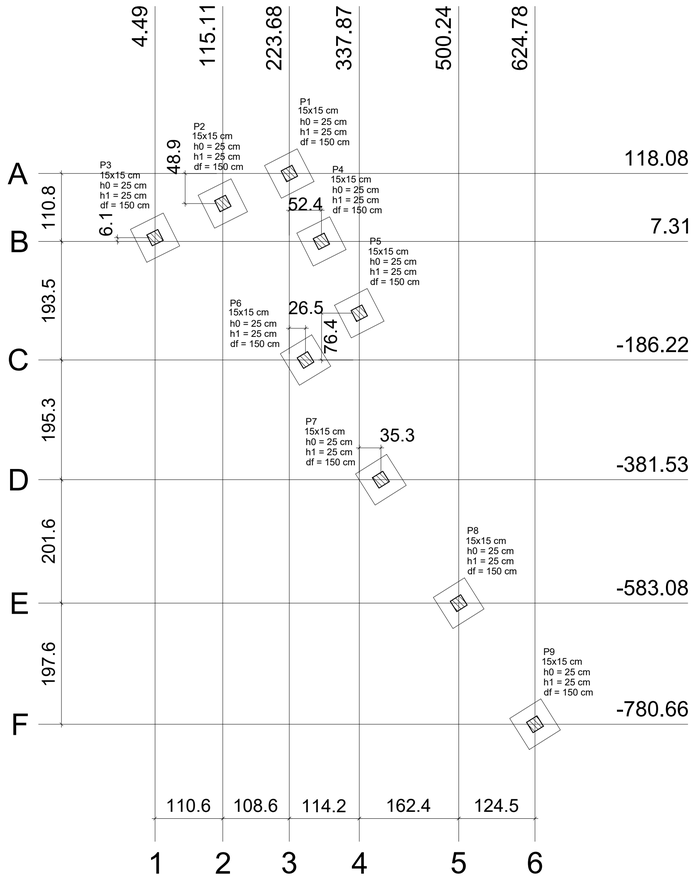

Pilar									Fundação				
Nome	Seção (cm)	X (cm)	Y (cm)	Carga Máx. (tf)	Carga Mín. (tf)	Mx (kgf.m)	My (kgf.m)	Fx (tf)	Fy (tf)	Lado B (cm)	Lado H (cm)	h0 / ha (cm)	h1 / hb (cm)	df (cm)
P1	15x15	223.68	118.08	0.5	0.3	0	0	0.1	0.1	60	60	25	25	150
P2	15x15	115.11	69.17	0.6	0.4	0	0	0.1	0.1	60	60	25	25	150
P3	15x15	4.49	13.41	0.4	0.3	0	0	0.1	0.1	60	60	25	25	150
P4	15x15	276.09	7.31	0.6	0.4	0	0	0.1	0.1	60	60	25	25	150
P5	15x15	337.87	-109.87	0.5	0.4	0	0	0.1	0.1	60	60	25	25	150
P6	15x15	250.18	-186.22	0.6	0.5	0	0	0.1	0.1	60	60	25	25	150
P7	15x15	373.19	-381.53	0.8	0.6	0	0	0.1	0.1	60	60	25	25	150
P8	15x15	500.24	-583.08	0.8	0.6	0	0	0.1	0.1	60	60	25	25	150
P9	15x15	624.78	-780.66	0.5	0.3	0	0	0.1	0.1	60	60	25	25	150

Locação no eixo X	
Coordenadas (cm)	Nome
4.49	P3
115.11	P2
223.68	P1
250.18	P6
276.09	P4
337.87	P5
373.19	P7
500.24	P8
624.78	P9

Locação no eixo Y	
Coordenadas (cm)	Nome
118.08	P1
69.17	P2
13.41	P3
7.31	P4
-109.87	P5
-186.22	P6
-381.53	P7
-583.08	P8
-780.66	P9

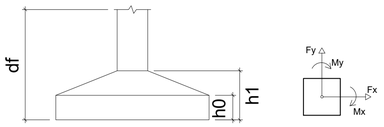

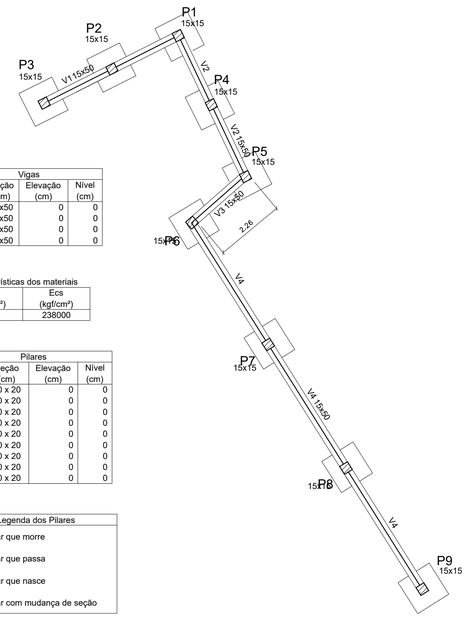

Vigas			
Nome	Seção (cm)	Elevação (cm)	Nível (cm)
V1	15x50	0	0
V2	15x50	0	0
V3	15x50	0	0
V4	15x50	0	0

Características dos materiais	
fck (kgf/cm²)	Ecs (kgf/cm²)
250	238000

Pilares			
Nome	Seção (cm)	Elevação (cm)	Nível (cm)
P1	20 x 20	0	0
P2	20 x 20	0	0
P3	20 x 20	0	0
P4	20 x 20	0	0
P5	20 x 20	0	0
P6	20 x 20	0	0
P7	20 x 20	0	0
P8	20 x 20	0	0
P9	20 x 20	0	0

Legenda dos Pilares
Pilar que morre
Pilar que passa
Pilar que nasce
Pilar com mudança de seção

FORMA BALDRAME

escala 1:50

ARRANQUES

P1=P2=P3=P4=P5=P6=P7=P8=P9

PLANTA
ESC 1:25

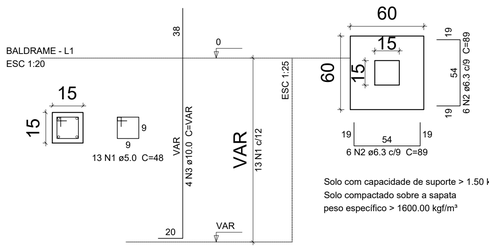

Solo com capacidade de suporte > 1.50 kgf/cm²
Solo compactado sobre a sapata
peso específico > 1600.00 kgf/m³

CORTE
ESC 1:25

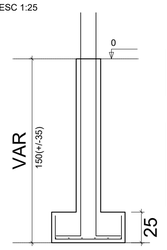

SAPATAS

P1=P2=P3=P4=P5=P6=P7=P8=P9

Relação do aço

7xSAPATAS 7xARRANQUES

AÇO	N	DIAM	Q	UNIT (cm)	C.TOTAL (cm)
CA60	1	5.0	117	48	5616
CA50	2	6.3	108	89	9612
	3	10.0	36	VAR	VAR

Resumo do aço

AÇO	DIAM	C.TOTAL (m)	PESO + 10 % (kg)
CA50	6.3	96.12	18.31
	10.0	59.40	40.40
CA60	5.0	56.16	8.64
PESO TOTAL			
CA50	58.71		
CA60	8.64		

Vol. de concreto total (C-25) = 1.35 m³
Área de forma total = 16.20m²

V1

ESC 1:50

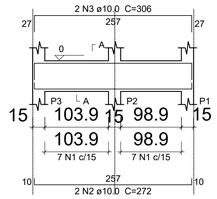

SEÇÃO A-A
ESC 1:25

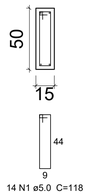

V2

ESC 1:50

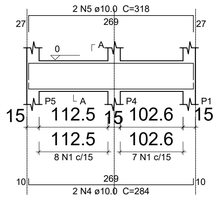

SEÇÃO A-A
ESC 1:25

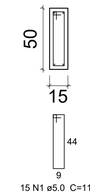

V3

ESC 1:50

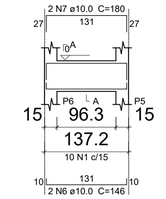

SEÇÃO A-A
ESC 1:25

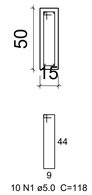

V4

ESC 1:50

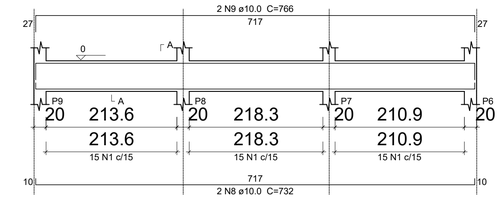

SEÇÃO A-A
ESC 1:25

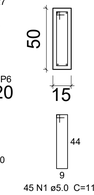

Relação do aço

V1 V2 V3
V4

AÇO	N	DIAM	Q	UNIT (cm)	C.TOTAL (cm)
CA60	1	5.0	84	118	9912
CA50	2	10.0	2	272	544
	3	10.0	2	306	612
	4	10.0	2	284	568
	5	10.0	2	318	636
	6	10.0	2	146	292
	7	10.0	2	180	360
	8	10.0	2	732	1464
	9	10.0	2	766	1532

Resumo do aço

AÇO	DIAM	C.TOTAL (m)	PESO + 10 % (kg)
CA50	10.0	60.1	40.7
CA60	5.0	99.2	16.8
PESO TOTAL			
CA50	40.7		
CA60	16.8		

Vol. de concreto total (C-25) = 1.05 m³
Área de forma total = 16.07 m²

PILARETES

P1=P2=P3=P4=P5=P6=P7=P8=P9

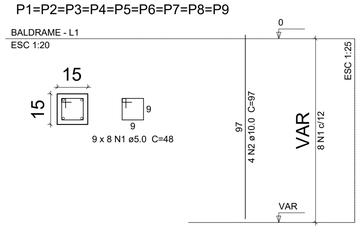

Relação do aço

7 x PILARETES

AÇO	N	DIAM	Q	UNIT (cm)	C.TOTAL (cm)
CA60	1	5.0	72	48	3456
CA50	2	10.0	36	97	3492

Resumo do aço

AÇO	DIAM	C.TOTAL (m)	PESO + 10 % (kg)
CA50	10.0	34.92	23.7
CA60	5.0	34.56	5.8
PESO TOTAL			
CA50	23.70		
CA60	5.8		

Vol. de concreto total (C-25) = 0.20m³
Área de forma total = 5.40 m²

PREFEITURA MUNICIPAL DE GUAÇUÍ
ESTADO DO ESPIRITO SANTO

PROJETO ESTRUTURAL

OBRA:
PROJETO DE REFORMA REQUALIFICAÇÃO URBANA
DA AV. AGENOR LUIZ THOMÉ

CONTEÚDO: PRAÇA

LOCAL: AV. AGENOR LUIZ THOMÉ - (BEIRA RIO) GUAÇUIES

* DIMENSÕES DO DESENHO EM METRO
** ESCALA INDICADA EM PLANTAS

DATA: JUNHO/26

MODIFICAÇÕES:

FOLHA: 18/18

ÁREAS:

ARQUIVO Nº: ESTRUT-001

ASSINATURA:

PAULO VICTOR TEIXEIRA DEASCÂNIO
CREA-ES-050212/D